

The ALLIGATOR Line


Extremely light, hand-held, articulated SPOT CLINCH® machines, workhead weight 7-8 lbs (3.2-3.6 kg), cycle time 0.6-1.0 seconds, capacity 2x16 ga (0.120") total mild steel. Applications include stud-to-track joining in both load-bearing structures and for partition walls.

Only ATTEXOR, Inc. holds ICBO/ICC building code approval.

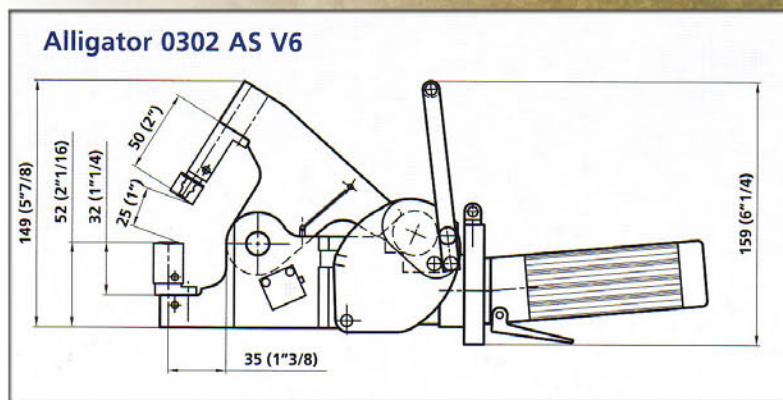
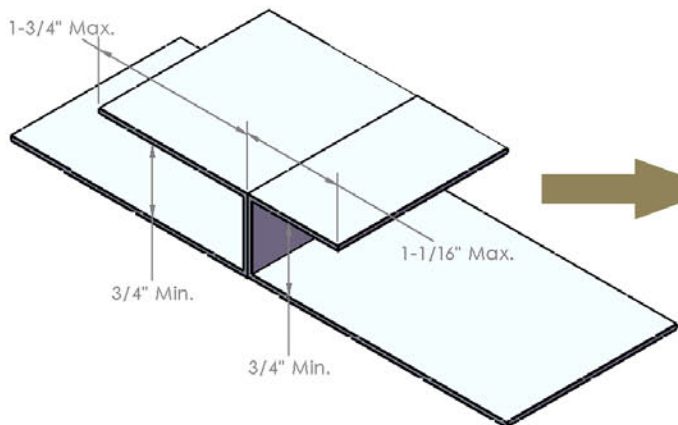
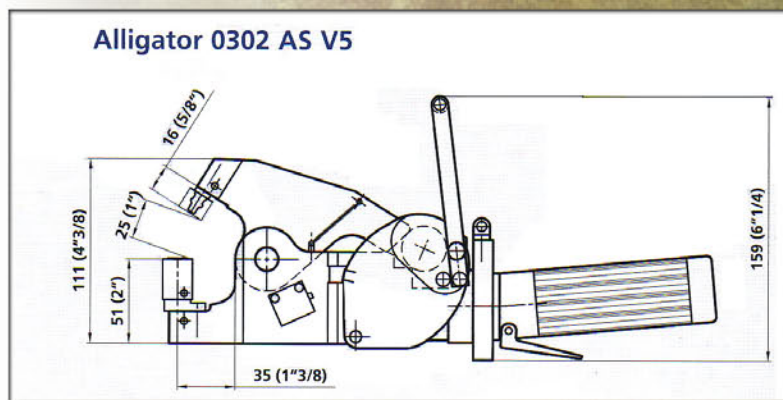
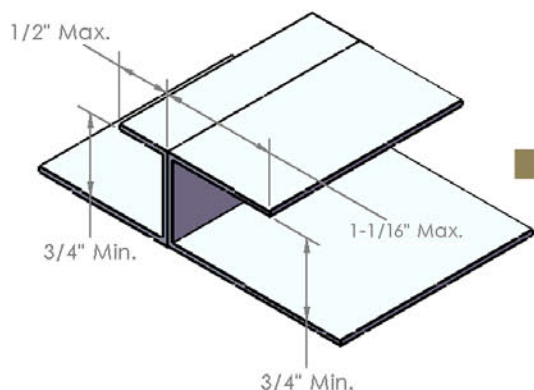
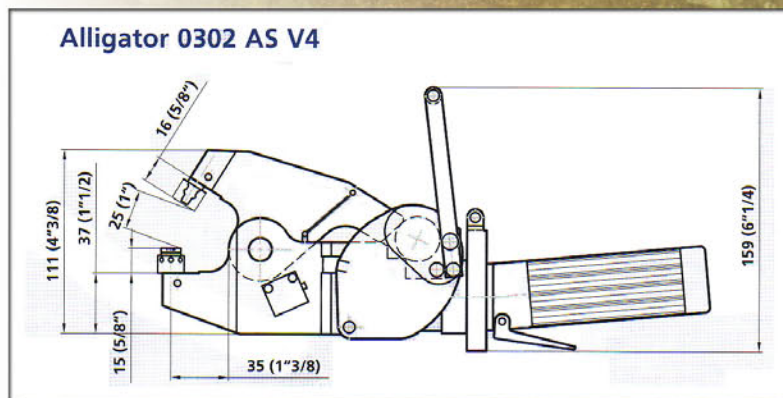
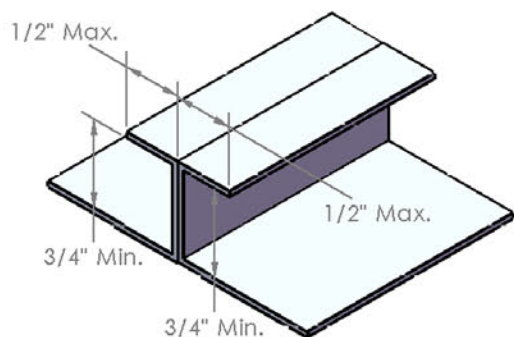
To our knowledge, no other clinching equipment supplier has obtained ICBO/ICC building code approval for its clinched joints in structural members of cold-formed profiles (see ER-5439). This code approval is valid in all seismic zones, including zones 3 & 4, and in areas of high wind loads.

Advantages:

- low investment (for lower production costs)
- rigid punches & robust dies give low tool consumption & minimal operating costs
- reversible punches & dies
- manual jaw closing for maximum safety
- no separate fasteners to buy, sort or feed
- no thermal stress around the joined area
- highly consistent joint
- rapid, non-destructive testing of the joint
- low machine weight
- joining more than 2 layers
- pre-painted or galvanized sheet materials



The ALLIGATOR Line



Workhead weight: 7-8 lbs (3.2-3.6 kg)
 Total weight, inc. Booster: 28.6 lbs (13 kg)
 Working air pressure: 87 psi (6 bar)
 Hydraulic pressure at 6 bar: 5,260 psi (365 bar)

Cycle Time: 0.6-1.0 s
 Max thickness, mild steel: 0.120" (3 mm)
 Max thickness, Aluminum: 0.120" (3 mm)



26 Adams Boulevard, Brantford, Ontario, Canada N3S 7V2
 519.759.5896 Fax: 519.759.2948
 Email: info@norlok.com Web: www.norlok.com

